

SERIES 8300 DOUBLE HUNG


- + Series 8300 2- and 3-lite sliders and picture windows are available
- + Sashes tilt in for easy cleaning
- + Reinforced multi-cavity construction offers additional thermal protection and structural integrity
- + Positive-action cam lock enhances safety (2 locks standard at 27 1/4" or wider)
- + Insulated glass panels with optimum thermal air space featuring a warm-edge spacer system
- + Half screen comes standard*
- + Integrated slim-line lift rail allows you to easily operate sash
- + Sloped sill reduces air infiltration and accommodates easy water run-off
- + Fusion-welded sashes and frame add strength and additional insulation
- + Constant force coil balance permits easy sash movement
- + Dual push-button night latches provide easy, secure ventilation
- + Interlocking sashes help block out drafts
- + Dual-fin weather stripping helps reduce air infiltration
- + Rubber bulb seal helps block air infiltration
- + Jamb depth: 3.25"
- + Transferable limited lifetime warranty



CUSTOM Options

- + Low-E Glass
- + Low-E Glass + Argon Gas
- + Ultra Low-E Glass + Argon Gas
- + InsulKor™ multi-cavity foam-filled frame injections
- + Obscure glass
- + Double strength glass
- + Optional 5/8" or 3/4" flat, 5/8" or 1" contoured, 5/8" contoured valance grids available
- + Nine painted exterior colors (white interior only)
- + Charcoal aluminum, Clear View and heavy duty screens*
- + Lifetime glass breakage warranty

+ COLOR OPTIONS**



Scan to watch a video about our Series 8300.



ENERGY STAR compliance available in all series. Verify product specifics before ordering.

Note: Manufacturer reserves the right to substitute components as necessary for continued product improvement.

* Screens are not meant to restrain a child from falling through an open window.

** Printing process may affect color shown. Please refer to actual window sample when selecting colors.

*** Grid offering limited to 5/8" contoured or SDL on exterior painted windows. Only use mild, water based household cleaner on painted product and rinse immediately with water. See full cleaning instructions for details.




SERIES 8300 SLIDING WINDOW

- + Reinforced multi-cavity construction offers additional thermal protection and structural integrity
- + Positive-action cam lock enhances safety (2 locks standard at 27 1/4" or higher)
- + Insulated glass panels with optimum thermal air space featuring a warm-edge spacer system
- + Tandem rollers ride easily along friction free glide channel
- + Integrated glide rail for easy sash opening and closing
- + Available in 1/4 - 1/2 - 3/4 or 1/3 - 2/3 - 1 configurations
- + XO or OX 2-lite styles available
- + Half screen comes standard*
- + Sloped sill reduces air infiltration and accommodates easy water run-off
- + Dual push-button night latches provide easy, secure ventilation
- + Interlocking sashes help block out drafts
- + Fusion-welded sashes and frame add strength and additional insulation
- + Dual-fin weather stripping helps reduce air infiltration
- + Rubber bulb seal helps block air infiltration
- + Jamb depth: 3.25"
- + Transferable limited lifetime warranty



2-lite sliding window




3-lite sliding window

CUSTOM Options

- + Low-E Glass
- + Low-E Glass + Argon Gas
- + Ultra Low-E Glass + Argon Gas
- + InsulKor™ multi-cavity foam-filled frame injections
- + Obscure glass
- + Double strength glass
- + Optional 5/8" or 3/4" flat, 5/8" or 1" contoured, 5/8" contoured valance grids available
- + Nine painted exterior colors (white interior only)
- + Charcoal aluminum, Clear View and heavy duty screens*
- + Lifetime glass breakage warranty

+ COLOR OPTIONS**



Scan to watch a video about our Series 8300.



ENERGY STAR compliance available in all series. Verify product specifics before ordering.

Note: Manufacturer reserves the right to substitute components as necessary for continued product improvement.

* Screens are not meant to restrain a child from falling through an open window.

** Printing process may affect color shown. Please refer to actual window sample when selecting colors.

*** Grid offering limited to 5/8" contoured or SDL on exterior painted windows. Only use mild, water based household cleaner on painted product and rinse immediately with water. See full cleaning instructions for details.