

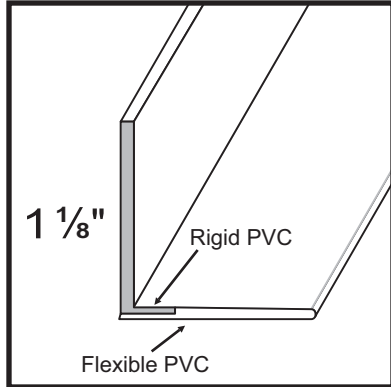


SUBMITTAL SHEET

Product(s): Acoustical Ceiling Beads

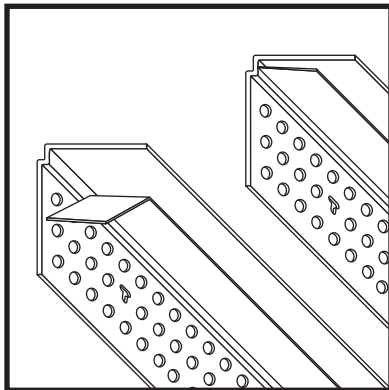
Flex-Grid Angle

U.S. Patent 5,481,845



Stock #	Size	Length	Pcs/Bx
8158	7/8"	8'	63
8159	9/16"	8'	63

Mud On Ceiling Bead



Stock #	Size	Length	Pcs/Bx
5008	7/8"	8'	40
5010	7/8"	10'	40
5012	7/8"	12'	40
5020	9/16"	10'	40

Description: Flex-Grid Angle & Mud on Ceiling are designed for acoustical ceiling systems. Flex-Grid Angle is designed to finish circular columns, wall coves, recessed circular, floating and free-form ceilings. Mud On Ceiling is designed to simulate a standard drop ceiling wall angle. Use wherever a new wall is butted to an existing drop ceiling. Both are available in 7/8" & 9/16" sizes, are white, and can be painted on the jobsite to match any grid color.

Advantages: Flex Grid Angle will finish columns of 5 1/2" radius or larger. For inside diameters of 10' or larger, use 8158. For inside diameters as small as 3', use 8159. Mud on Ceiling has a peel off protective masking that protects the visible flange from compound and paint for easy clean up.

Limitations: Products are designed for interior use. Flex-Grid Angle curvature limited to radii listed above.

Applicable Standards: Rigid PVC products made by Trim-Tex meet ASTM specifications D3678-97 Class 2, D1784-03, C1047-99 and achieve a Class A rating for flame spread and smoke developed when tested under ASTM E84-10.

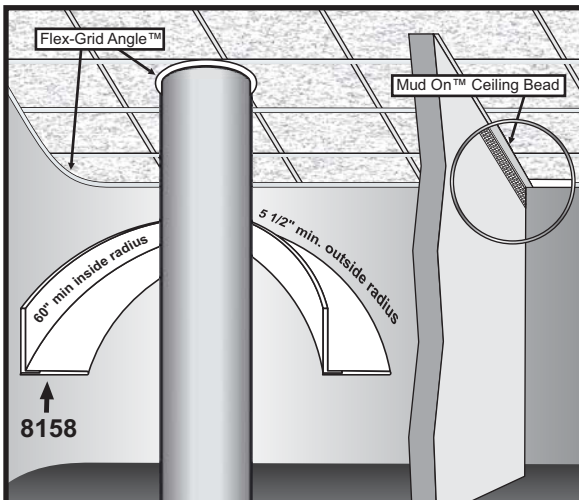
Surface Characteristics: Trim-Tex products are made from PVC. PVC does not support combustion and is self extinguishing when the source of flame or heat is removed.

Installation: Flex Grid Angle is designed as a trim angle and is not designed to support the grid. Fasten it to the wall as you would any grid angle. To prevent the soft PVC part from deflecting downward, cut cross T's as long as possible to rest on the rigid part of the coextrusion. To use on an inside radius, fasten to the wall, and allow 24 hours for the part to relax into place. Any ripples can be removed with a heat gun. Use a slow motion along the rippled edge. Instead of overheating an area, it may be easier to make a couple of passes allowing the part to cool between passes. For Mud on Ceiling snip the bead to length and dry fit. Install with Trim-Tex 847 Spray Adhesive and 1/2" divergent staples. Detailed installations instructions are included with each product.

Accessories: 847 Spray Adhesive, Mud-Max, Divergent Staple Guns and Staples, Trim-Tex Sanding Blocks & Abrasive Products, Mud-Max Drywall Compound Additive, North Safety Products distributed by Trim-Tex.

Job Name _____

Contractor _____ Date _____



Approvals (Signatures or Stamps)